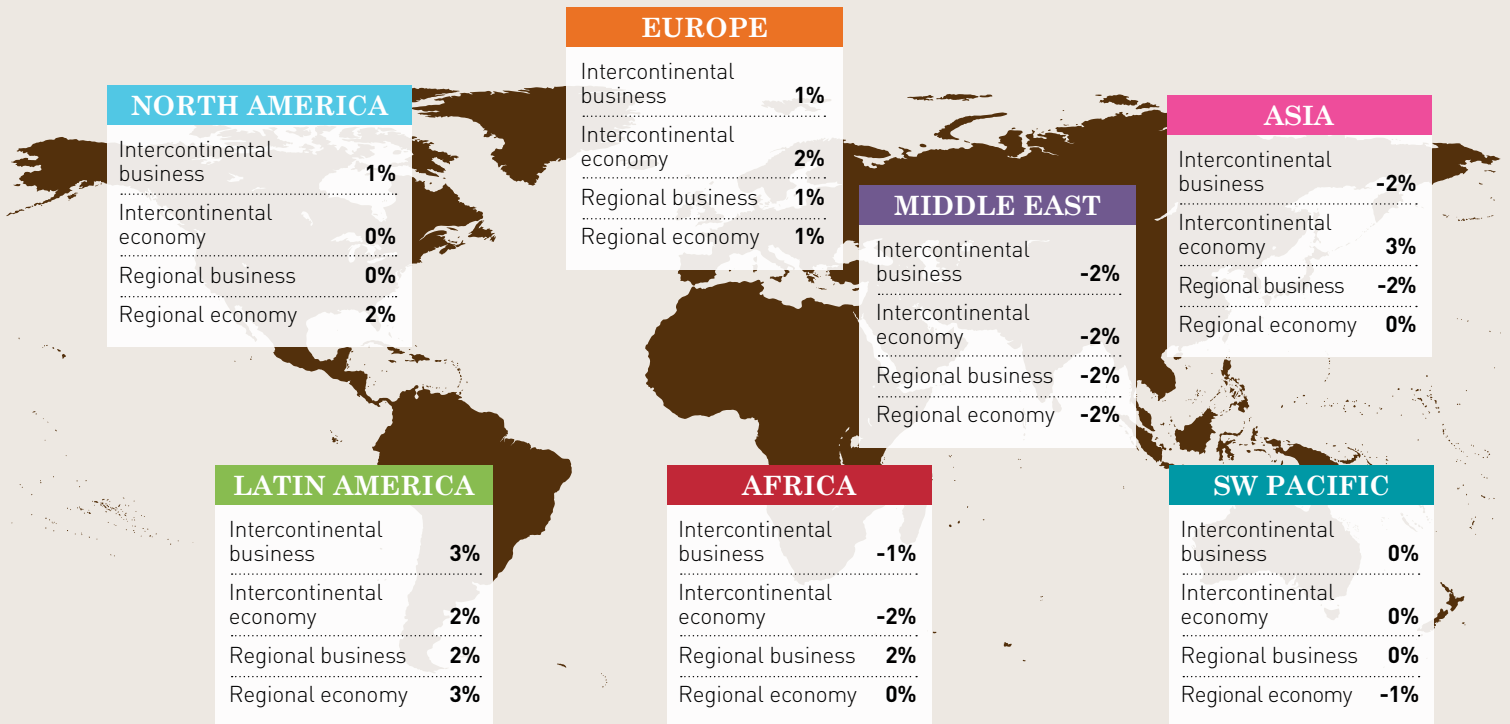


# DataBank

## 2014 AIRFARE FORECAST BY REGION

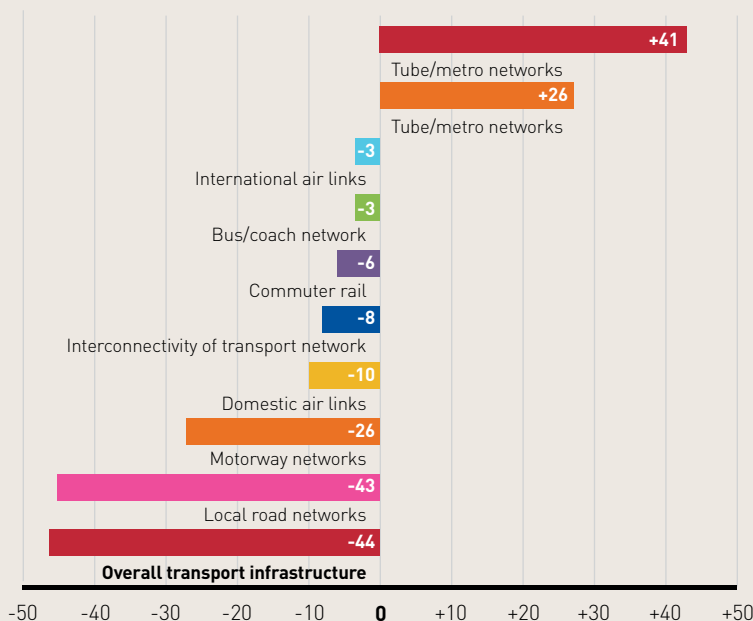
Consulting service Advito predicts small increases in North America and Europe, and more sizable increases in Latin America



Source: Advito

## CBI/KPMG INFRASTRUCTURE SURVEY 2013

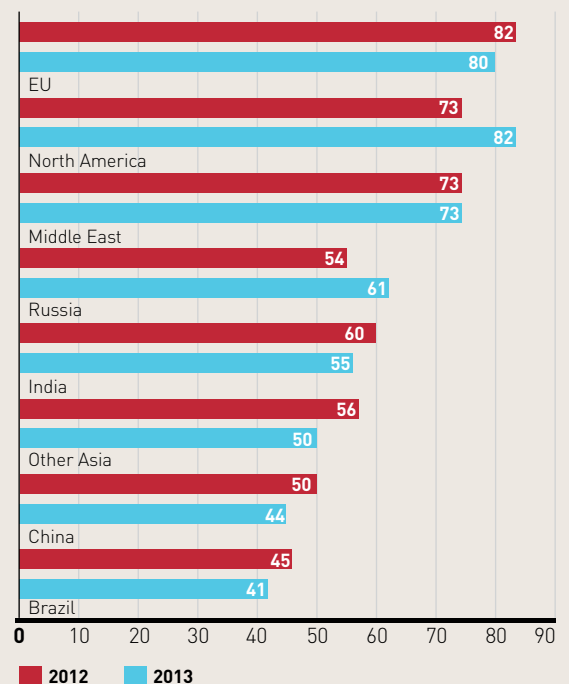
### CONFIDENCE UK TRANSPORT WILL IMPROVE IN THE NEXT FIVE YEARS (% VALANCE)



Note: Figures based on balance of 'confident' rating responses minus 'not confident'

Source: CBI/KPMG

### SATISFACTION WITH AVAILABILITY OF DIRECT FLIGHT CONNECTIONS (%SATISFIED)



# AMERICAN EXPRESS MEETINGS AND EVENTS FORECAST


Predictions for % changes expected in 2014 compared to 2013, based on a survey of meetings professionals in each region

PREDICTION	NORTH AMERICA	EUROPE	ASIA PACIFIC	CENTRAL/SOUTH AMERICA
Number of meetings	+1.5% ▲	0% ■	-1.2% ▼	0% ■
Number of attendees per meeting	+0.6% ▲	-1.8% ▼	-2.4% ▼	+0.6% ▲
Overall meeting spend within organisation	0% ■	-1.8% ▼	-3.6% ▼	-1.4% ▼
Lead times	-1.6% ▼	-2.7% ▼	-4% ▼	-1% ▼
Top five meetings destinations	<ol style="list-style-type: none"> <li>1. Orlando</li> <li>2. Chicago</li> <li>3. Las Vegas</li> <li>4. Atlanta</li> <li>5. San Diego</li> </ol>	<ol style="list-style-type: none"> <li>1. London</li> <li>2. Paris</li> <li>3. Barcelona</li> <li>4. Amsterdam</li> <li>5. Brussels</li> </ol>	<ol style="list-style-type: none"> <li>1. Shanghai</li> <li>2. Singapore</li> <li>3. Sydney</li> <li>4. Hong Kong &amp; Macau</li> <li>5. Bangkok &amp; Chiang Mai</li> </ol>	<ol style="list-style-type: none"> <li>1. Brazil/Rio de Janeiro</li> <li>2. Riviera Maya/Cancun</li> <li>3. Cusco/Machu Picchu/Lima</li> <li>4. Cartagena de Indias</li> <li>5. San Jose</li> </ol>

Source: American Express Global Business Travel

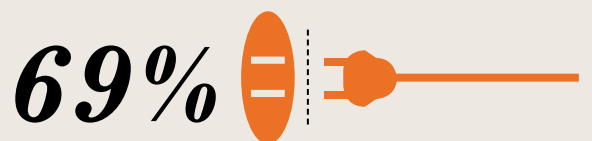
## BOOKING BUSINESS TRAVEL ON TABLET AND SMARTPHONE

A recent Expedia/Egencia survey reveals how travel habits differ from generation to generation

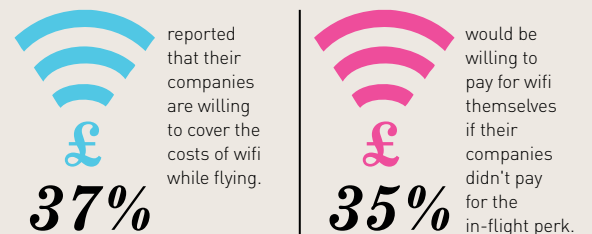


Source: Expedia/Egencia

## WIFI IN THE SKY



of UK, US and Australian business travellers surveyed say they look forward to disconnecting while in flight, as it gives them the chance to unwind.

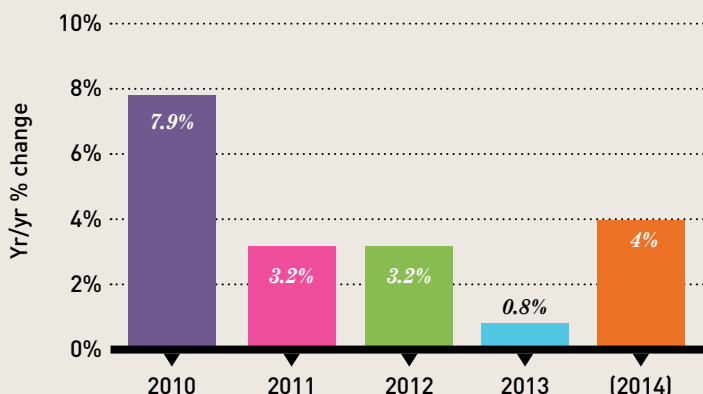


Source: American Express Global Business Travel survey

## GBTA BTI OUTLOOK

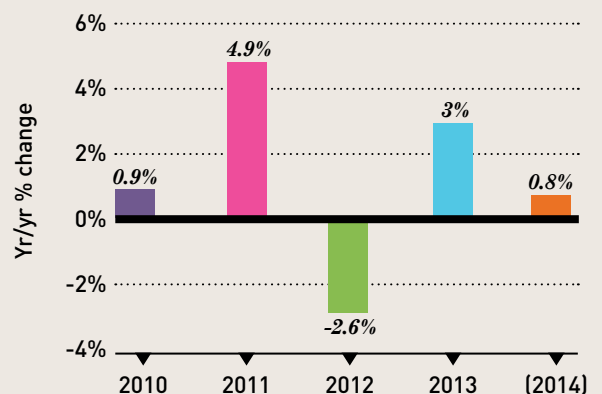
### UK DOMESTIC BUSINESS TRAVEL SPEND

ANNUAL % CHANGE (2014 FORECASTED)



### UK INTERNATIONAL OUTBOUND BUSINESS TRAVEL SPEND

ANNUAL % CHANGE (2014 FORECASTED)



Source: GBTA BTI Outlook - Western Europe